



AGNI-System №AE-130

Step-by-step installation instructions:

1. Ensure the aperture is free from dust and debris.
2. Cut the necessary length of AGNI-Wrap 50.
3. Insert AGNI-Wrap 50 into the annular space, with 40mm of the wrap inside and 10mm outside the aperture.
4. Apply 30mm (nominal) deep AGNI-Black in the annular gap between the AGNI-Wrap 50 and the service.



Technical Information

System ID	AE-130
Substrate	<ul style="list-style-type: none"> • Min. 64mm timber or steel stud wall with a minimum of one layer of 13mm (or greater) FR plasterboard on each side, with or without insulation. • Min. 90mm concrete wall
Service range	2 x PE pair coils + 2 x TPS cables
Annular gap	3.5 - 22mm
AGNI-Products	AGNI-Wrap 50, AGNI-Black
Penetration side	Both sides of the wall Fire side only Non-fire side only
Protection installation	From both sides of the wall

Compliance Information

Standards	AS1530.4-2014, AS4072.1-2005
FRR/FRL	-/60/60
Reference	PF24102

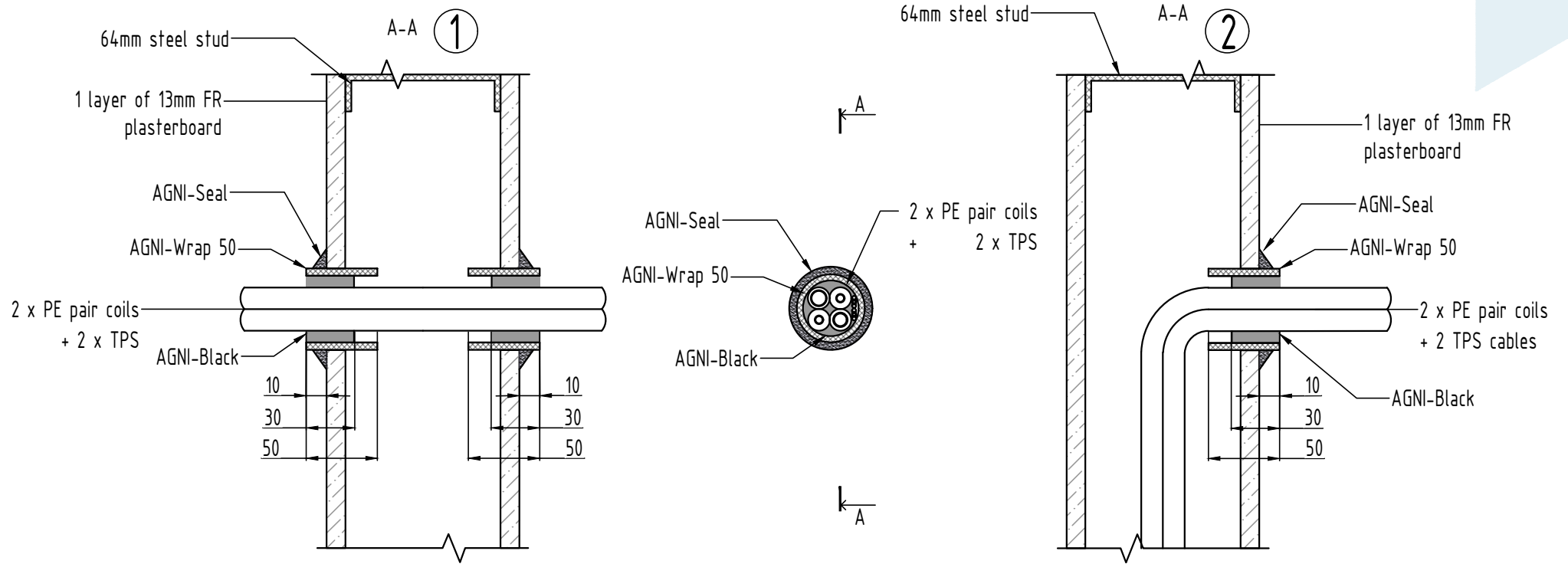


8 Clare St Bayswater
VIC 3153, AUSTRALIA
+61 (03) 7045 4242
info@agnitek.com.au
www.agnitek.com.au

Disclaimer

Agnitek reserves the right to modify product specifications without prior notice due to its ongoing research, development & certification programme. The information in this document is provided in good faith and is intended for guidance purposes only. Any accompanying drawings are solely for illustrative purposes. Since Agnitek cannot oversee installation methods or ensure site conditions, no warranties, expressed or implied, are intended regarding the products' actual performance. We do not accept liability for any loss, damage, or injury from using this information. Please take a look at the test reports displayed on a relevant AGNI-System webpage for all compliance specifics.

Date	20.12.2024
------	------------



Technical Information

System ID	AE-130
Substrate	<ul style="list-style-type: none"> Min. 64mm timber or steel stud wall with a minimum of one layer of 13mm (or greater) FR plasterboard on each side, with or without insulation. Min. 90mm concrete wall
Service range	2 x PE pair coils + 2 x TPS cables
Annular gap	3.5 - 22mm
AGNI-Products	AGNI-Wrap 50, AGNI-Black
Penetration side	Both sides of the wall Fire side only Non-fire side only
Protection installation	From both sides of the wall

Compliance Information

Standards	AS1530.4-2014, AS4072.1-2005
FRR/FRL	-/60/60
Reference	PF24102



8 Clare St Bayswater
VIC 3153, AUSTRALIA
+61 (03) 7045 4242
info@agnitek.com.au
www.agnitek.com.au

Disclaimer
Agnitek reserves the right to modify product specifications without prior notice due to its ongoing research, development & certification programme. The information in this document is provided in good faith and is intended for guidance purposes only. Any accompanying drawings are solely for illustrative purposes. Since Agnitek cannot oversee installation methods or ensure site conditions, no warranties, expressed or implied, are intended regarding the products' actual performance. We do not accept liability for any loss, damage, or injury from using this information. Please take a look at the test reports displayed on a relevant AGNI-System webpage for all compliance specifics.

Date	20.12.2024
------	------------